

## Dimensions of PronSci and Silent Way charts

Word charts come in three sizes: **Large** (A2), **Medium** (A3) and **Small** (A4). The Spelling chart (Fidel) comes as two banners, each equivalent in size to four Word charts.

We recommend grouping the Word charts as illustrated when hanging them on the classroom wall. The overall dimensions for the groupings of charts in the diagram are given for Large, Medium and Small sizes, in that order.

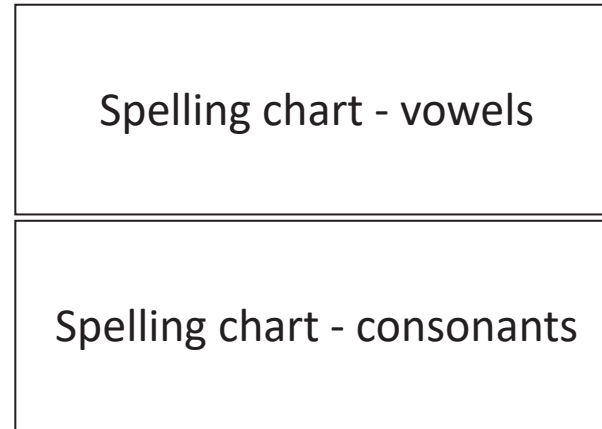
It is best to use the largest size of chart that you can fit onto the wall space available. With respect to the maximum numbers of students for a given chart size, the Large set works well for classes of up to 50 students, the Medium set for up to 12 students, and the Small set for up to 5 students.

Charts F, D, C and N (PronSci) or F, D and N (Silent Way) are self contained: they can be hung below the Rectangle chart in the space indicated when they are the focus of work. At other times, they can be hung to the left of 9-12 or elsewhere or not hung at all, as appropriate. The Spelling chart can be hung to the left or to the right of the Word charts, or on a different wall if necessary.

/prɒnsaɪ/

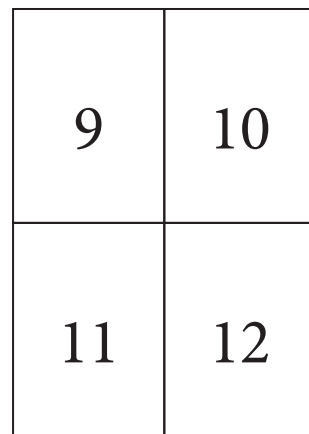
[www.pronsci.com](http://www.pronsci.com)

← L: 168 cm - M: 120 cm - S: 84 cm →





↑  
L: 120 cm  
M: 84 cm  
S: 60 cm  
↓

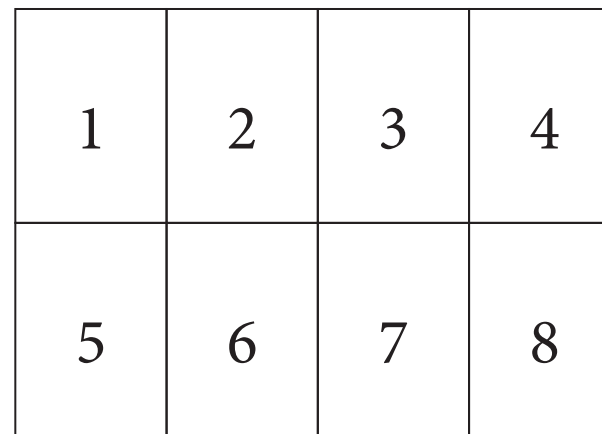
← L: 84 cm - M: 60 cm - S: 42 cm →



60 cm - 60 cm - 30 cm



← L: 168 cm - M: 120 cm - S: 84 cm →



↑  
L: 120 cm  
M: 84 cm  
S: 60 cm  
↓

← Width if all charts are hung on a single wall: L: 312 cm - M: 240 cm - S: 156 cm →

Word charts